

ULTRAFLEX

 ultrabeam

create visual
impact that
commands
attention



Ultrabeam lightweight beams are the perfect solution to gain maximum impact in expansive spaces using large format linear beams without the weight and instability concerns of solid timber. Ultrabeams are manufactured using an extremely rigid honeycomb core or for a wider range of finishes they can be manufactured as preassembled u-shaped beams ready for installation. Available in a large range of finishes and dimensions ultrabeam can be shaped to suit your design.



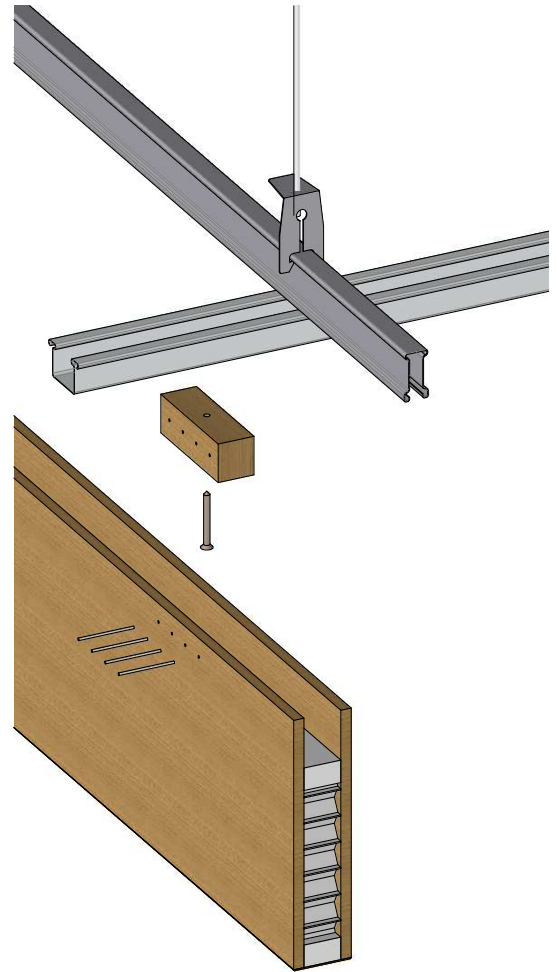
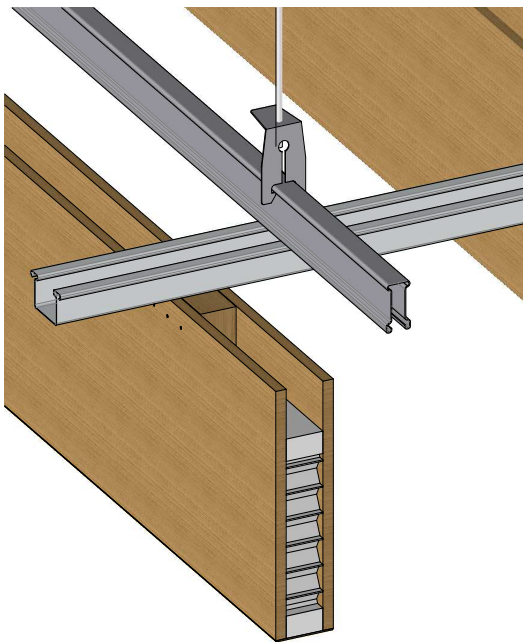
Features and Benefits

- Quick and easy installation using standard commercial framing systems
- Exceptional noise reduction (nrc) when combined with acoustic treatment
- Lightweight and stable using honeycomb core or preassemble MDF
- Available in large range of dimensions and finishes including solid and timberlook
- Fully customisable using curved or angular shapes
- Matching end-caps where required



Block Fixing


A fast and simple fixing solution - block fixing allows for direct screwing timber blocks into your existing framing systems. These blocks are then concealed by the beams and discretely nail fixed to the sides. Matching end caps available where required.



Honeycomb finishes



Pure White



Blackgrain



Tempered Oak




Light Grey Oak




Bermuda Oak



Wiskey Oak



Smokey Oak



Bronzed Elm

Finishes are for illustrative purposes only. Selections should be based on reviewing physical sample. Contact Ultralex for samples 1300 374 894.


Honeycomb finishes



Urban Oak



Carbon Elm



Grey Ash

Finishes are for illustrative purposes only. Selections should be based on reviewing physical sample. Contact Ultralex for samples 1300 374 894.

Care and Maintenance

Introduction

Ultraflex manufacture a range of internal and external architectural lining products including aluminium, laminated veneer, melamine, solid timber and acrylic.

Handling and Storage

As with all pre-finished surfaces, Ultraflex products must be handled with due care - work areas must be clean and abrasive surfaces should be avoided to prevent scratching. Products should be carefully lifted and not dragged along other surfaces. Ultraflex products should be stored indoors in an area protected from direct sunlight and free from moisture. Panels should be stored face to face with protective packing material between the faces. Packs should be evenly supported, and supports should be vertically aligned at 600mm max centres where multiple packs are stacked.

Cleaning and Maintenance

Clear Coat, Powder Coated, Painted and Pre-finished Surfaces

General regular cleaning is best carried out using a damp cloth or sponge with a mild non-abrasive household detergent, abrasive cleaning chemicals or strong solvents must not be used.

Should any panels be mechanically damaged, please consult Ultraflex to discuss the best options for repair or replacement. Minor mechanical damage to painted surfaces can often be repaired by a reapplication of the topcoat colour to the damaged area using a small, fine haired brush.

External Oiled Timber

Timber is a natural material and as such variations in colour, grain, gloss level are to be expected and its longevity in external applications will also vary with site conditions as the timber weathers naturally to a grey colour. Our pre-finished timber products for external applications are supplied with 2 coats of penetrating oil which typically needs to be reapplied every 12-24 months depending on specific site installation conditions.

Fabric Surfaces

Care must be taken when cleaning upholstered products as the following instructions apply to the fabric only and the possible impact of cleaning on the underlying structure must be considered. Professional cleaning is recommended to treat stains as soon as possible.

Gently wipe any soil or liquid from the surface of the fabric with a clean soft cloth. Do not scrub or use a brush of any type. Fabric may be cleaned using upholstery shampoo or spot cleaned using dry cleaning solvent. Do not use dish washing or laundry detergents.

Always test cleaning products on an inconspicuous area prior to commencing cleaning. Dry the cleaned surfaces away from direct heat and sunlight.

